

DIE SPRINGS

Metric Sizes (JIS B5012)



CE TOOLING, INC.

Manufacturer & Distributor of Fab Tools and Accessories. Allow us to quote your tool needs. 702 736-2958 sales@cetooling.com

SOURCE CATALOG FOR Traditional InchSprings

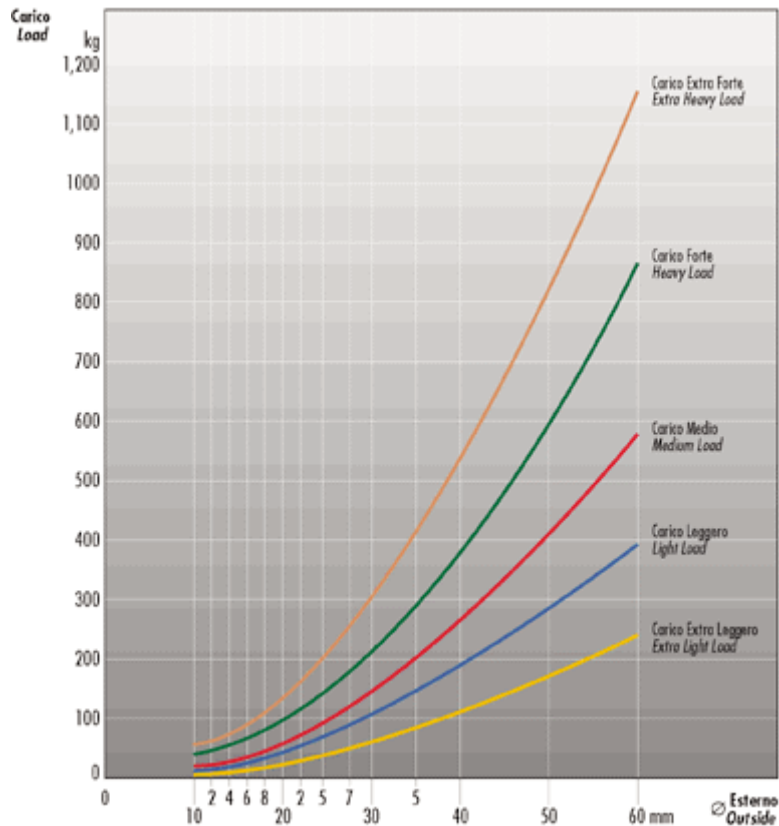

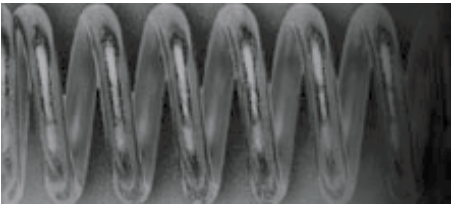


Grafico a 1 milione di cicli

Tolerances				
		Free length		
ø External	ø Internal	Minimum	Maximum	Load
+0 mm	+0.7 mm	+/- 0.5 mm	+/- 1%	+/- 10%

When selecting and using the springs we recommend:

- Select the lightest and longest springs working requirements allow.
- Operating travel must never exceed the max deflection indicated in the catalogue. Check this too when the die is sharpened.
- Preload each spring in the assembled tool at least by 5% of the free length, with a minimum of 2 mm.
- Provide for an even base for each spring.
- Provide proper guidance to avoid buckling.




Die Springs

Metric (JIS B5012)


 JEL load **Extra Light**
PAGES 1-5


 JLD load **Light**
PAGES 6-10


 JMD load **Medium**
PAGES 11-15


 JHD load **Heavy**
PAGES 16-20


 JEH load **Extra Heavy**
PAGES 21-25

	Code	Load	Deflectione	Max Deflection	Spring to solid
Metric	JEL	Extra light	40%	50%	Approx. 58%
	JLD	Light	32%	40%	Approx. 48%
	JMD	Medium	25.6%	32%	Approx. 38%
	JHD	Heavy	19.2%	24%	Approx. 28%
	JEH	Extra Heavy	16%	20%	Approx. 24%



Die Springs - JEL Extra Light Load

Codice	D Housing ø mm	d Rod ø mm	Lo Free length mm	R Rate N/mm	50% Deflection mm	Load N	45% Deflection mm	Load N	40% Deflection mm	Load N
JEL10-020	10	5	20	9.8	10	98	9	88	8	79
JEL10-025	10	5	25	7.8	12.5	98	11.2	88	10	79
JEL10-030	10	5	30	6.6	15	98	13.5	88	12	79
JEL10-035	10	5	35	5.6	17.5	98	15.7	88	14	79
JEL10-040	10	5	40	4.9	20	98	18	88	16	79
JEL10-045	10	5	45	4.3	22.5	98	20.2	88	18	79
JEL10-050	10	5	50	3.9	25	98	22.5	88	20	79
JEL10-055	10	5	55	3.5	27.5	98	24.7	88	22	79
JEL10-060	10	5	60	3.2	30	98	27	88	24	79
JEL10-065	10	5	65	3	32.5	98	29.2	88	26	79
JEL10-070	10	5	70	2.8	35	98	31.5	88	28	79
JEL10-075	10	5	75	2.6	37.5	98	33.7	88	30	79
JEL10-080	10	5	80	2.5	40	98	36	88	32	79
JEL12-020	12	6	20	13.7	10	137	9	123	8	108
JEL12-025	12	6	25	11	12.5	137	11.2	123	10	108
JEL12-030	12	6	30	9.1	15	137	13.5	123	12	108
JEL12-035	12	6	35	7.8	17.5	137	15.7	123	14	108
JEL12-040	12	6	40	6.9	20	137	18	123	16	108
JEL12-045	12	6	45	6.1	22.5	137	20.2	123	18	108
JEL12-050	12	6	50	5.5	25	137	22.5	123	20	108
JEL12-055	12	6	55	5	27.5	137	24.7	123	22	108
JEL12-060	12	6	60	4.6	30	137	27	123	24	108
JEL12-065	12	6	65	4.2	32.5	137	29.2	123	26	108
JEL12-070	12	6	70	3.9	35	137	31.5	123	28	108
JEL12-075	12	6	75	3.6	37.5	137	33.7	123	30	108
JEL12-080	12	6	80	3.4	40	137	36	123	32	108
JEL14-025	14	7	25	14.1	12.5	177	11.2	157	10	142
JEL14-030	14	7	30	11.8	15	177	13.5	157	12	142
JEL14-035	14	7	35	10.1	17.5	177	15.7	157	14	142
JEL14-040	14	7	40	8.8	20	177	18	157	16	142
JEL14-045	14	7	45	7.8	22.5	177	20.2	157	18	142
JEL14-050	14	7	50	7.1	25	177	22.5	157	20	142
JEL14-055	14	7	55	6.4	27.5	177	24.7	157	22	142
JEL14-060	14	7	60	5.9	30	177	27	157	24	142
JEL14-065	14	7	65	5.4	32.5	177	29.2	157	26	142
JEL14-070	14	7	70	5	35	177	31.5	157	28	142
JEL14-075	14	7	75	4.7	37.5	177	33.7	157	30	142
JEL14-080	14	7	80	4.4	40	177	36	157	32	142
JEL14-090	14	7	90	3.9	45	177	40.5	157	36	142
JEL16-025	16	8	25	16.5	12.5	206	11.2	186	10	167
JEL16-030	16	8	30	13.7	15	206	13.5	186	12	167
JEL16-035	16	8	35	11.8	17.5	206	15.7	186	14	167
JEL16-040	16	8	40	10.3	20	206	18	186	16	167
JEL16-045	16	8	45	9.2	22.5	206	20.2	186	18	167
JEL16-050	16	8	50	8.2	25	206	22.5	186	20	167



Die Springs - JEL Extra Light Load

Codice	D Housing ø mm	d Rod ø mm	Lo Free length mm	R Rate N/mm	50% Deflection mm	Load N	45% Deflection mm	Load N	40% Deflection mm	Load N
JEL16-055	16	8	55	7.6	27.5	206	24.7	186	22	167
JEL16-060	16	8	60	6.9	30	206	27	186	24	167
JEL16-065	16	8	65	6.4	32.5	206	29.2	186	26	167
JEL16-070	16	8	70	5.9	35	206	31.5	186	28	167
JEL16-075	16	8	75	5.5	37.5	206	33.7	186	30	167
JEL16-080	16	8	80	5.2	40	206	36	186	32	167
JEL16-090	16	8	90	4.6	45	206	40.5	186	36	167
JEL16-100	16	8	100	4.1	50	206	45	186	40	167
JEL18-025	18	9	25	20.4	12.5	255	11.2	226	10	206
JEL18-030	18	9	30	17.1	15	255	13.5	226	12	206
JEL18-035	18	9	35	14.6	17.5	255	15.7	226	14	206
JEL18-040	18	9	40	12.8	20	255	18	226	16	206
JEL18-045	18	9	45	11.4	22.5	255	20.2	226	18	206
JEL18-050	18	9	50	10.2	25	255	22.5	226	20	206
JEL18-055	18	9	55	9.3	27.5	255	24.7	226	22	206
JEL18-060	18	9	60	8.5	30	255	27	226	24	206
JEL18-065	18	9	65	7.8	32.5	255	29.2	226	26	206
JEL18-070	18	9	70	7.3	35	255	31.5	226	28	206
JEL18-075	18	9	75	6.9	37.5	255	33.7	226	30	206
JEL18-080	18	9	80	6.4	40	255	36	226	32	206
JEL18-090	18	9	90	5.7	45	255	40.5	226	36	206
JEL18-100	18	9	100	5.1	50	255	45	226	40	206
JEL20-025	20	11	25	25.1	12.5	314	11.2	284	10	255
JEL20-030	20	11	30	20.9	15	314	13.5	284	12	255
JEL20-035	20	11	35	18	17.5	314	15.7	284	14	255
JEL20-040	20	11	40	15.7	20	314	18	284	16	255
JEL20-045	20	11	45	13.9	22.5	314	20.2	284	18	255
JEL20-050	20	11	50	12.6	25	314	22.5	284	20	255
JEL20-055	20	11	55	11.4	27.5	314	24.7	284	22	255
JEL20-060	20	11	60	10.5	30	314	27	284	24	255
JEL20-065	20	11	65	9.6	32.5	314	29.2	284	26	255
JEL20-070	20	11	70	8.9	35	314	31.5	284	28	255
JEL20-075	20	11	75	8.3	37.5	314	33.7	284	30	255
JEL20-080	20	11	80	7.8	40	314	36	284	32	255
JEL20-090	20	11	90	7	45	314	40.5	284	36	255
JEL20-100	20	11	100	6.3	50	314	45	284	40	255
JEL20-125	20	11	125	5	62.5	314	56.2	284	50	255
JEL20-150	20	11	150	4.2	75	314	67.5	284	60	255
JEL22-025	22	11	25	31.4	12.5	392	11.2	353	10	314
JEL22-030	22	11	30	26.2	15	392	13.5	353	12	314
JEL22-035	22	11	35	22.5	17.5	392	15.7	353	14	314
JEL22-040	22	11	40	19.6	20	392	18	353	16	314
JEL22-045	22	11	45	17.5	22.5	392	20.2	353	18	314
JEL22-050	22	11	50	15.7	25	392	22.5	353	20	314
JEL22-055	22	11	55	14.3	27.5	392	24.7	353	22	314



Die Springs - JEL Extra Light Load

Codice	D Housing ø mm	d Rod ø mm	Lo Free length mm	R Rate N/mm	50% Deflection mm	Load N	45% Deflection mm	Load N	40% Deflection mm	Load N
JEL22-060	22	11	60	13	30	392	27	353	24	314
JEL22-065	22	11	65	12.1	32.5	392	29.2	353	26	314
JEL22-070	22	11	70	11.2	35	392	31.5	353	28	314
JEL22-075	22	11	75	10.5	37.5	392	33.7	353	30	314
JEL22-080	22	11	80	9.8	40	392	36	353	32	314
JEL22-090	22	11	90	8.7	45	392	40.5	353	36	314
JEL22-100	22	11	100	7.8	50	392	45	353	40	314
JEL22-125	22	11	125	6.3	62.5	392	56.2	353	50	314
JEL22-150	22	11	150	5.2	75	392	67.5	353	60	314
JEL25-025	25	13.5	25	39.2	12.5	490	11.2	441	10	392
JEL25-030	25	13.5	30	32.7	15	490	13.5	441	12	392
JEL25-035	25	13.5	35	28	17.5	490	15.7	441	14	392
JEL25-040	25	13.5	40	24.5	20	490	18	441	16	392
JEL25-045	25	13.5	45	21.8	22.5	490	20.2	441	18	392
JEL25-050	25	13.5	50	19.6	25	490	22.5	441	20	392
JEL25-055	25	13.5	55	17.9	27.5	490	24.7	441	22	392
JEL25-060	25	13.5	60	16.4	30	490	27	441	24	392
JEL25-065	25	13.5	65	15.1	32.5	490	29.2	441	26	392
JEL25-070	25	13.5	70	14	35	490	31.5	441	28	392
JEL25-075	25	13.5	75	13	37.5	490	33.7	441	30	392
JEL25-080	25	13.5	80	12.3	40	490	36	441	32	392
JEL25-090	25	13.5	90	10.9	45	490	40.5	441	36	392
JEL25-100	25	13.5	100	9.8	50	490	45	441	40	392
JEL25-125	25	13.5	125	7.8	62.5	490	56.2	441	50	392
JEL25-150	25	13.5	150	6.6	75	490	67.5	441	60	392
JEL25-175	25	13.5	175	5.6	87.5	490	78.7	441	70	392
JEL27-025	27	13.5	25	47.1	12.5	588	11.2	530	10	471
JEL27-030	27	13.5	30	39.2	15	588	13.5	530	12	471
JEL27-035	27	13.5	35	33.6	17.5	588	15.7	530	14	471
JEL27-040	27	13.5	40	29.4	20	588	18	530	16	471
JEL27-045	27	13.5	45	26.2	22.5	588	20.2	530	18	471
JEL27-050	27	13.5	50	23.5	25	588	22.5	530	20	471
JEL27-055	27	13.5	55	21.4	27.5	588	24.7	530	22	471
JEL27-060	27	13.5	60	19.6	30	588	27	530	24	471
JEL27-065	27	13.5	65	18.1	32.5	588	29.2	530	26	471
JEL27-070	27	13.5	70	16.8	35	588	31.5	530	28	471
JEL27-075	27	13.5	75	15.7	37.5	588	33.7	530	30	471
JEL27-080	27	13.5	80	14.7	40	588	36	530	32	471
JEL27-090	27	13.5	90	13	45	588	40.5	530	36	471
JEL27-100	27	13.5	100	11.8	50	588	45	530	40	471
JEL27-125	27	13.5	125	9.4	62.5	588	56.2	530	50	471
JEL27-150	27	13.5	150	7.8	75	588	67.5	530	60	471
JEL27-175	27	13.5	175	6.8	87.5	588	78.7	530	70	471
JEL30-025	30	16	25	56.9	12.5	706	11.2	637	10	569
JEL30-030	30	16	30	47.1	15	706	13.5	637	12	569



Die Springs - JEL Extra Light Load

Codice	D Housing ø mm	d Rod ø mm	Lo Free length mm	R Rate N/mm	50% Deflection mm	Load N	45% Deflection mm	Load N	40% Deflection mm	Load N
JEL30-035	30	16	35	40.5	17.5	706	15.7	637	14	569
JEL30-040	30	16	40	35.3	20	706	18	637	16	569
JEL30-045	30	16	45	31.5	22.5	706	20.2	637	18	569
JEL30-050	30	16	50	28.3	25	706	22.5	637	20	569
JEL30-055	30	16	55	25.8	27.5	706	24.7	637	22	569
JEL30-060	30	16	60	23.5	30	706	27	637	24	569
JEL30-065	30	16	65	21.8	32.5	706	29.2	637	26	569
JEL30-070	30	16	70	20.1	35	706	31.5	637	28	569
JEL30-075	30	16	75	18.9	37.5	706	33.7	637	30	569
JEL30-080	30	16	80	17.7	40	706	36	637	32	569
JEL30-090	30	16	90	15.7	45	706	40.5	637	36	569
JEL30-100	30	16	100	14.1	50	706	45	637	40	569
JEL30-125	30	16	125	11.3	62.5	706	56.2	637	50	569
JEL30-150	30	16	150	9.4	75	706	67.5	637	60	569
JEL30-175	30	16	175	8	87.5	706	78.7	637	70	569
JEL30-200	30	16	200	7.1	100	706	90	637	80	569
JEL35-040	35	19	40	48.1	20	961	18	863	16	765
JEL35-045	35	19	45	42.8	22.5	961	20.2	863	18	765
JEL35-050	35	19	50	38.5	25	961	22.5	863	20	765
JEL35-055	35	19	55	34.9	27.5	961	24.7	863	22	765
JEL35-060	35	19	60	32	30	961	27	863	24	765
JEL35-065	35	19	65	29.6	32.5	961	29.2	863	26	765
JEL35-070	35	19	70	27.5	35	961	31.5	863	28	765
JEL35-075	35	19	75	25.6	37.5	961	33.7	863	30	765
JEL35-080	35	19	80	24	40	961	36	863	32	765
JEL35-090	35	19	90	21.3	45	961	40.5	863	36	765
JEL35-100	35	19	100	19.2	50	961	45	863	40	765
JEL35-125	35	19	125	15.4	62.5	961	56.2	863	50	765
JEL35-150	35	19	150	12.8	75	961	67.5	863	60	765
JEL35-175	35	19	175	11	87.5	961	78.7	863	70	765
JEL35-200	35	19	200	9.6	100	961	90	863	80	765
JEL40-040	40	22	40	62.6	20	1255	18	1128	16	1000
JEL40-050	40	22	50	50.2	25	1255	22.5	1128	20	1000
JEL40-060	40	22	60	41.8	30	1255	27	1128	24	1000
JEL40-070	40	22	70	35.8	35	1255	31.5	1128	28	1000
JEL40-080	40	22	80	31.4	40	1255	36	1128	32	1000
JEL40-090	40	22	90	27.9	45	1255	40.5	1128	36	1000
JEL40-100	40	22	100	25.1	50	1255	45	1128	40	1000
JEL40-125	40	22	125	20	62.5	1255	56.2	1128	50	1000
JEL40-150	40	22	150	16.7	75	1255	67.5	1128	60	1000
JEL40-175	40	22	175	14.3	87.5	1255	78.7	1128	70	1000
JEL40-200	40	22	200	12.6	100	1255	90	1128	80	1000
JEL40-250	40	22	250	10	125	1255	112.5	1128	100	1000
JEL50-050	50	27.5	50	78.5	25	1961	22.5	1765	20	1569
JEL50-060	50	27.5	60	65.3	30	1961	27	1765	24	1569



Die Springs - JEL Extra Light Load

Codice	D Housing ø mm	d Rod ø mm	Lo Free length mm	R Rate N/mm	50% Deflection mm	Load N	45% Deflection mm	Load N	40% Deflection mm	Load N
JEL50-070	50	27.5	70	56	35	1961	31.5	1765	28	1569
JEL50-080	50	27.5	80	49.1	40	1961	36	1765	32	1569
JEL50-090	50	27.5	90	43.6	45	1961	40.5	1765	36	1569
JEL50-100	50	27.5	100	39.2	50	1961	45	1765	40	1569
JEL50-125	50	27.5	125	31.4	62.5	1961	56.2	1765	50	1569
JEL50-150	50	27.5	150	26.1	75	1961	67.5	1765	60	1569
JEL50-175	50	27.5	175	22.4	87.5	1961	78.7	1765	70	1569
JEL50-200	50	27.5	200	19.6	100	1961	90	1765	80	1569
JEL50-250	50	27.5	250	15.7	125	1961	112.5	1765	100	1569
JEL50-300	50	27.5	300	13	150	1961	135	1765	120	1569
JEL60-060	60	33	60	94.1	30	2824	27	2540	24	2256
JEL60-070	60	33	70	80.6	35	2824	31.5	2540	28	2256
JEL60-080	60	33	80	70.5	40	2824	36	2540	32	2256
JEL60-090	60	33	90	62.8	45	2824	40.5	2540	36	2256
JEL60-100	60	33	100	56.5	50	2824	45	2540	40	2256
JEL60-125	60	33	125	45.1	62.5	2824	56.2	2540	50	2256
JEL60-150	60	33	150	37.7	75	2824	67.5	2540	60	2256
JEL60-175	60	33	175	32.3	87.5	2824	78.7	2540	70	2256
JEL60-200	60	33	200	28.3	100	2824	90	2540	80	2256
JEL60-250	60	33	250	22.6	125	2824	112.5	2540	100	2256
JEL60-300	60	33	300	18.8	150	2824	135	2540	120	2256
JEL60-350	60	33	350	16.2	175	2824	157.5	2540	140	2256
JEL60-400	60	33	400	14.1	200	2824	180	2540	160	2256



Die Springs - JLD Light Load

Codice	D Housing ø mm	d Rod ø mm	Lo Free length mm	R Rate N/mm	40% Deflection mm	Load N	36% Deflection mm	Load N	32% Deflection mm	Load N
JLD10-020	10	5	20	17.8	8	142	7.2	128	6.4	113
JLD10-025	10	5	25	14.2	10	142	9	128	8	113
JLD10-030	10	5	30	11.9	12	142	10.8	128	9.6	113
JLD10-035	10	5	35	10.1	14	142	12.6	128	11.2	113
JLD10-040	10	5	40	8.8	16	142	14.4	128	12.8	113
JLD10-045	10	5	45	7.8	18	142	16.2	128	14.4	113
JLD10-050	10	5	50	7.2	20	142	18	128	16	113
JLD10-055	10	5	55	6.5	22	142	19.8	128	17.6	113
JLD10-060	10	5	60	5.9	24	142	21.6	128	19.2	113
JLD10-065	10	5	65	5.4	26	142	23.4	128	20.8	113
JLD10-070	10	5	70	5	28	142	25.2	128	22.4	113
JLD10-075	10	5	75	4.7	30	142	27	128	24	113
JLD10-080	10	5	80	4.4	32	142	28.8	128	25.6	113
JLD12-020	12	6	20	25.8	8	206	7.2	186	6.4	167
JLD12-025	12	6	25	20.6	10	206	9	186	8	167
JLD12-030	12	6	30	17.2	12	206	10.8	186	9.6	167
JLD12-035	12	6	35	14.7	14	206	12.6	186	11.2	167
JLD12-040	12	6	40	12.9	16	206	14.4	186	12.8	167
JLD12-045	12	6	45	11.5	18	206	16.2	186	14.4	167
JLD12-050	12	6	50	10.3	20	206	18	186	16	167
JLD12-055	12	6	55	9.4	22	206	19.8	186	17.6	167
JLD12-060	12	6	60	8.6	24	206	21.6	186	19.2	167
JLD12-065	12	6	65	7.9	26	206	23.4	186	20.8	167
JLD12-070	12	6	70	7.4	28	206	25.2	186	22.4	167
JLD12-075	12	6	75	6.9	30	206	27	186	24	167
JLD12-080	12	6	80	6.5	32	206	28.8	186	25.6	167
JLD14-025	14	7	25	27.5	10	275	9	245	8	216
JLD14-030	14	7	30	23	12	275	10.8	245	9.6	216
JLD14-035	14	7	35	19.6	14	275	12.6	245	11.2	216
JLD14-040	14	7	40	17.2	16	275	14.4	245	12.8	216
JLD14-045	14	7	45	15.3	18	275	16.2	245	14.4	216
JLD14-050	14	7	50	13.7	20	275	18	245	16	216
JLD14-055	14	7	55	12.5	22	275	19.8	245	17.6	216
JLD14-060	14	7	60	11.5	24	275	21.6	245	19.2	216
JLD14-065	14	7	65	10.6	26	275	23.4	245	20.8	216
JLD14-070	14	7	70	9.8	28	275	25.2	245	22.4	216
JLD14-075	14	7	75	9.1	30	275	27	245	24	216
JLD14-080	14	7	80	8.5	32	275	28.8	245	25.6	216
JLD14-090	14	7	90	7.6	36	275	32.4	245	28.8	216
JLD16-025	16	8	25	34.3	10	343	9	314	8	275
JLD16-030	16	8	30	28.6	12	343	10.8	314	9.6	275
JLD16-035	16	8	35	24.5	14	343	12.6	314	11.2	275
JLD16-040	16	8	40	21.5	16	343	14.4	314	12.8	275
JLD16-045	16	8	45	19.1	18	343	16.2	314	14.4	275
JLD16-050	16	8	50	17.2	20	343	18	314	16	275



Die Springs - JLD Light Load

Codice	D Housing ø mm	d Rod ø mm	Lo Free length mm	R Rate N/mm	40% Deflection mm	Load N	36% Deflection mm	Load N	32% Deflection mm	Load N
JLD16-055	16	8	55	15.7	22	343	19.8	314	17.6	275
JLD16-060	16	8	60	14.3	24	343	21.6	314	19.2	275
JLD16-065	16	8	65	13.2	26	343	23.4	314	20.8	275
JLD16-070	16	8	70	12.3	28	343	25.2	314	22.4	275
JLD16-075	16	8	75	11.5	30	343	27	314	24	275
JLD16-080	16	8	80	10.8	32	343	28.8	314	25.6	275
JLD16-090	16	8	90	9.6	36	343	32.4	314	28.8	275
JLD16-100	16	8	100	8.6	40	343	36	314	32	275
JLD18-025	18	9	25	42.2	10	422	9	282	8	333
JLD18-030	18	9	30	35.1	12	422	10.8	282	9.6	333
JLD18-035	18	9	35	30.1	14	422	12.6	282	11.2	333
JLD18-040	18	9	40	26.4	16	422	14.4	282	12.8	333
JLD18-045	18	9	45	23.4	18	422	16.2	282	14.4	333
JLD18-050	18	9	50	21.1	20	422	18	282	16	333
JLD18-055	18	9	55	19.2	22	422	19.8	282	17.6	333
JLD18-060	18	9	60	17.6	24	422	21.6	282	19.2	333
JLD18-065	18	9	65	16.3	26	422	23.4	282	20.8	333
JLD18-070	18	9	70	15.1	28	422	25.2	282	22.4	333
JLD18-075	18	9	75	14.1	30	422	27	282	24	333
JLD18-080	18	9	80	13.2	32	422	28.8	282	25.6	333
JLD18-090	18	9	90	11.8	36	422	32.4	282	28.8	333
JLD18-100	18	9	100	10.5	40	422	36	282	32	333
JLD20-025	20	10	25	53	10	530	9	481	8	422
JLD20-030	20	10	30	44.1	12	530	10.8	481	9.6	422
JLD20-035	20	10	35	37.9	14	530	12.6	481	11.2	422
JLD20-040	20	10	40	33.2	16	530	14.4	481	12.8	422
JLD20-045	20	10	45	29.4	18	530	16.2	481	14.4	422
JLD20-050	20	10	50	26.5	20	530	18	481	16	422
JLD20-055	20	10	55	24	22	530	19.8	481	17.6	422
JLD20-060	20	10	60	22.1	24	530	21.6	481	19.2	422
JLD20-065	20	10	65	20.4	26	530	23.4	481	20.8	422
JLD20-070	20	10	70	18.9	28	530	25.2	481	22.4	422
JLD20-075	20	10	75	17.7	30	530	27	481	24	422
JLD20-080	20	10	80	16.6	32	530	28.8	481	25.6	422
JLD20-090	20	10	90	14.7	36	530	32.4	481	28.8	422
JLD20-100	20	10	100	13.2	40	530	36	481	32	422
JLD20-125	20	10	125	10.6	50	530	45	481	40	422
JLD20-150	20	10	150	8.8	60	530	54	481	48	422
JLD22-025	22	11	25	65.7	10	657	9	588	8	530
JLD22-030	22	11	30	54.9	12	657	10.8	588	9.6	530
JLD22-035	22	11	35	47.1	14	657	12.6	588	11.2	530
JLD22-040	22	11	40	41.2	16	657	14.4	588	12.8	530
JLD22-045	22	11	45	36.5	18	657	16.2	588	14.4	530
JLD22-050	22	11	50	32.9	20	657	18	588	16	530
JLD22-055	22	11	55	29.9	22	657	19.8	588	17.6	530



Die Springs - JLD Light Load

Codice	D Housing ø mm	d Rod ø mm	Lo Free length mm	R Rate N/mm	40% Deflection mm	Load N	36% Deflection mm	Load N	32% Deflection mm	Load N
JLD22-060	22	11	60	27.5	24	657	21.6	588	19.2	530
JLD22-065	22	11	65	25.3	26	657	23.4	588	20.8	530
JLD22-070	22	11	70	23.5	28	657	25.2	588	22.4	530
JLD22-075	22	11	75	21.9	30	657	27	588	24	530
JLD22-080	22	11	80	20.6	32	657	28.8	588	25.6	530
JLD22-090	22	11	90	18.2	36	657	32.4	588	28.8	530
JLD22-100	22	11	100	16.5	40	657	36	588	32	530
JLD22-125	22	11	125	13.1	50	657	45	588	40	530
JLD22-150	22	11	150	11	60	657	54	588	48	530
JLD25-025	25	13	25	82.4	10	824	9	745	8	657
JLD25-030	25	13	30	68.7	12	824	10.8	745	9.6	657
JLD25-035	25	13	35	58.9	14	824	12.6	745	11.2	657
JLD25-040	25	13	40	51.5	16	824	14.4	745	12.8	657
JLD25-045	25	13	45	45.8	18	824	16.2	745	14.4	657
JLD25-050	25	13	50	41.2	20	824	18	745	16	657
JLD25-055	25	13	55	37.5	22	824	19.8	745	17.6	657
JLD25-060	25	13	60	34.3	24	824	21.6	745	19.2	657
JLD25-065	25	13	65	31.7	26	824	23.4	745	20.8	657
JLD25-070	25	13	70	29.4	28	824	25.2	745	22.4	657
JLD25-075	25	13	75	27.5	30	824	27	745	24	657
JLD25-080	25	13	80	25.8	32	824	28.8	745	25.6	657
JLD25-090	25	13	90	22.9	36	824	32.4	745	28.8	657
JLD25-100	25	13	100	20.6	40	824	36	745	32	657
JLD25-125	25	13	125	16.5	50	824	45	745	40	657
JLD25-150	25	13	150	13.7	60	824	54	745	48	657
JLD25-175	25	13	175	11.8	70	824	63	745	56	657
JLD27-025	27	13.5	25	98.1	10	981	9	883	8	785
JLD27-030	27	13.5	30	81.7	12	981	10.8	883	9.6	785
JLD27-035	27	13.5	35	70	14	981	12.6	883	11.2	785
JLD27-040	27	13.5	40	61.3	16	981	14.4	883	12.8	785
JLD27-045	27	13.5	45	54.5	18	981	16.2	883	14.4	785
JLD27-050	27	13.5	50	49.1	20	981	18	883	16	785
JLD27-055	27	13.5	55	44.6	22	981	19.8	883	17.6	785
JLD27-060	27	13.5	60	40.9	24	981	21.6	883	19.2	785
JLD27-065	27	13.5	65	37.8	26	981	23.4	883	20.8	785
JLD27-070	27	13.5	70	35	28	981	25.2	883	22.4	785
JLD27-075	27	13.5	75	32.7	30	981	27	883	24	785
JLD27-080	27	13.5	80	30.7	32	981	28.8	883	25.6	785
JLD27-090	27	13.5	90	27.3	36	981	32.4	883	28.8	785
JLD27-100	27	13.5	100	24.5	40	981	36	883	32	785
JLD27-125	27	13.5	125	19.6	50	981	45	883	40	785
JLD27-150	27	13.5	150	16.4	60	981	54	883	48	785
JLD27-175	27	13.5	175	14	70	981	63	883	56	785
JLD30-025	30	15	25	118.8	10	1187	9	1069	8	951
JLD30-030	30	15	30	98.9	12	1187	10.8	1069	9.6	951



Die Springs - JLD Light Load

Codice	D	d	Lo	R	40%		36%		32%	
	Housing ø mm	Rod ø mm	Free length mm	Rate N/mm	Deflection mm	Load N	Deflection mm	Load N	Deflection mm	Load N
JLD30-035	30	15	35	84.9	14	1187	12.6	1069	11.2	951
JLD30-040	30	15	40	74.2	16	1187	14.4	1069	12.8	951
JLD30-045	30	15	45	66	18	1187	16.2	1069	14.4	951
JLD30-050	30	15	50	59.4	20	1187	18	1069	16	951
JLD30-055	30	15	55	54	22	1187	19.8	1069	17.6	951
JLD30-060	30	15	60	49.4	24	1187	21.6	1069	19.2	951
JLD30-065	30	15	65	45.6	26	1187	23.4	1069	20.8	951
JLD30-070	30	15	70	42.4	28	1187	25.2	1069	22.4	951
JLD30-075	30	15	75	39.5	30	1187	27	1069	24	951
JLD30-080	30	15	80	37.1	32	1187	28.8	1069	25.6	951
JLD30-090	30	15	90	33	36	1187	32.4	1069	28.8	951
JLD30-100	30	15	100	29.6	40	1187	36	1069	32	951
JLD30-125	30	15	125	23.7	50	1187	45	1069	40	951
JLD30-150	30	15	150	19.7	60	1187	54	1069	48	951
JLD30-175	30	15	175	16.9	70	1187	63	1069	56	951
JLD30-200	30	15	200	14.8	80	1187	72	1069	64	951
JLD35-040	35	17.5	40	101.1	16	1618	14.4	1461	12.8	1295
JLD35-045	35	17.5	45	90	18	1618	16.2	1461	14.4	1295
JLD35-050	35	17.5	50	80.9	20	1618	18	1461	16	1295
JLD35-055	35	17.5	55	73.6	22	1618	19.8	1461	17.6	1295
JLD35-060	35	17.5	60	67.4	24	1618	21.6	1461	19.2	1295
JLD35-065	35	17.5	65	62.3	26	1618	23.4	1461	20.8	1295
JLD35-070	35	17.5	70	57.8	28	1618	25.2	1461	22.4	1295
JLD35-075	35	17.5	75	54	30	1618	27	1461	24	1295
JLD35-080	35	17.5	80	50.5	32	1618	28.8	1461	25.6	1295
JLD35-090	35	17.5	90	44.9	36	1618	32.4	1461	28.8	1295
JLD35-100	35	17.5	100	40.4	40	1618	36	1461	32	1295
JLD35-125	35	17.5	125	32.4	50	1618	45	1461	40	1295
JLD35-150	35	17.5	150	27	60	1618	54	1461	48	1295
JLD35-175	35	17.5	175	23.1	70	1618	63	1461	56	1295
JLD35-200	35	17.5	200	20.2	80	1618	72	1461	64	1295
JLD40-040	40	20	40	132.4	16	2118	14.4	1902	12.8	1697
JLD40-050	40	20	50	105.9	20	2118	18	1902	16	1697
JLD40-060	40	20	60	88.3	24	2118	21.6	1902	19.2	1697
JLD40-070	40	20	70	75.6	28	2118	25.2	1902	22.4	1697
JLD40-080	40	20	80	66.2	32	2118	28.8	1902	25.6	1697
JLD40-090	40	20	90	58.9	36	2118	32.4	1902	28.8	1697
JLD40-100	40	20	100	53	40	2118	36	1902	32	1697
JLD40-125	40	20	125	42.4	50	2118	45	1902	40	1697
JLD40-150	40	20	150	35.3	60	2118	54	1902	48	1697
JLD40-175	40	20	175	30.2	70	2118	63	1902	56	1697
JLD40-200	40	20	200	26.5	80	2118	72	1902	64	1697
JLD40-250	40	20	250	21.2	100	2118	90	1902	80	1697
JLD50-050	50	25	50	165.7	20	3315	18	2981	16	2648
JLD50-060	50	25	60	138.1	24	3315	21.6	2981	19.2	2648



Die Springs - JLD Light Load

Codice	D Housing ø mm	d Rod ø mm	Lo Free length mm	R Rate N/mm	40% Deflection mm	Load N	36% Deflection mm	Load N	32% Deflection mm	Load N
JLD50-070	50	25	70	118.4	28	3315	25.2	2981	22.4	2648
JLD50-080	50	25	80	103.6	32	3315	28.8	2981	25.6	2648
JLD50-090	50	25	90	92	36	3315	32.4	2981	28.8	2648
JLD50-100	50	25	100	82.9	40	3315	36	2981	32	2648
JLD50-125	50	25	125	66.3	50	3315	45	2981	40	2648
JLD50-150	50	25	150	55.2	60	3315	54	2981	48	2648
JLD50-175	50	25	175	47.3	70	3315	63	2981	56	2648
JLD50-200	50	25	200	41.4	80	3315	72	2981	64	2648
JLD50-250	50	25	250	33.2	100	3315	90	2981	80	2648
JLD50-300	50	25	300	27.6	120	3315	108	2981	96	2648
JLD60-060	60	30	60	198.7	24	4766	21.6	4286	19.2	3815
JLD60-070	60	30	70	170.2	28	4766	25.2	4286	22.4	3815
JLD60-080	60	30	80	148.9	32	4766	28.8	4286	25.6	3815
JLD60-090	60	30	90	132.4	36	4766	32.4	4286	28.8	3815
JLD60-100	60	30	100	119.2	40	4766	36	4286	32	3815
JLD60-125	60	30	125	95.4	50	4766	45	4286	40	3815
JLD60-150	60	30	150	79.5	60	4766	54	4286	48	3815
JLD60-175	60	30	175	68.1	70	4766	63	4286	56	3815
JLD60-200	60	30	200	59.5	80	4766	72	4286	64	3815
JLD60-250	60	30	250	47.7	100	4766	90	4286	80	3815
JLD60-300	60	30	300	39.7	120	4766	108	4286	96	3815



Die Springs - JMD Medium Load

Codice	D Housing ø mm	d Rod ø mm	Lo Free length mm	R Rate N/mm	32% Deflection mm	Load N	28.80% Deflection mm	Load N	25.60% Deflection mm	Load N
JMD10-020	10	5	20	30.7	6.4	196	5.8	177	5.1	157
JMD10-025	10	5	25	24.5	8	196	7.2	177	6.4	157
JMD10-030	10	5	30	20.4	9.6	196	8.6	177	7.7	157
JMD10-035	10	5	35	17.5	11.2	196	10.1	177	9	157
JMD10-040	10	5	40	15.3	12.8	196	11.5	177	10.2	157
JMD10-045	10	5	45	13.5	14.4	196	13	177	11.5	157
JMD10-050	10	5	50	12.3	16	196	14.4	177	12.8	157
JMD10-055	10	5	55	11.1	17.6	196	15.8	177	14.1	157
JMD10-060	10	5	60	10.2	19.2	196	17.3	177	15.4	157
JMD10-065	10	5	65	9.4	20.8	196	18.7	177	16.6	157
JMD10-070	10	5	70	8.7	22.4	196	20.2	177	17.9	157
JMD10-075	10	5	75	8.1	24	196	21.6	177	19.2	157
JMD10-080	10	5	80	7.7	25.6	196	23	177	20.5	157
JMD12-020	12	6	20	44.4	6.4	284	5.8	255	5.1	226
JMD12-025	12	6	25	35.5	8	284	7.2	255	6.4	226
JMD12-030	12	6	30	29.6	9.6	284	8.6	255	7.7	226
JMD12-035	12	6	35	25.3	11.2	284	10.1	255	9	226
JMD12-040	12	6	40	22.3	12.8	284	11.5	255	10.2	226
JMD12-045	12	6	45	19.7	14.4	284	13	255	11.5	226
JMD12-050	12	6	50	17.8	16	284	14.4	255	12.8	226
JMD12-055	12	6	55	16.1	17.6	284	15.8	255	14.1	226
JMD12-060	12	6	60	14.8	19.2	284	17.3	255	15.4	226
JMD12-065	12	6	65	13.6	20.8	284	18.7	255	16.6	226
JMD12-070	12	6	70	12.7	22.4	284	20.2	255	17.9	226
JMD12-075	12	6	75	11.8	24	284	21.6	255	19.2	226
JMD12-080	12	6	80	11.1	25.6	284	23	255	20.5	226
JMD14-025	14	7	25	47.8	8	382	7.2	343	6.4	304
JMD14-030	14	7	30	39.8	9.6	382	8.6	343	7.7	304
JMD14-035	14	7	35	34.1	11.2	382	10.1	343	9	304
JMD14-040	14	7	40	29.8	12.8	382	11.5	343	10.2	304
JMD14-045	14	7	45	26.5	14.4	382	13	343	11.5	304
JMD14-050	14	7	50	23.8	16	382	14.4	343	12.8	304
JMD14-055	14	7	55	21.7	17.6	382	15.8	343	14.1	304
JMD14-060	14	7	60	19.9	19.2	382	17.3	343	15.4	304
JMD14-065	14	7	65	18.3	20.8	382	18.7	343	16.6	304
JMD14-070	14	7	70	17.1	22.4	382	20.2	343	17.9	304
JMD14-075	14	7	75	15.9	24	382	21.6	343	19.2	304
JMD14-080	14	7	80	14.9	25.6	382	23	343	20.5	304
JMD14-090	14	7	90	13.2	28.8	382	25.9	343	23	304
JMD16-025	16	8	25	62.7	8	500	7.2	451	6.4	402
JMD16-030	16	8	30	52.2	9.6	500	8.6	451	7.7	402
JMD16-035	16	8	35	44.6	11.2	500	10.1	451	9	402
JMD16-040	16	8	40	39	12.8	500	11.5	451	10.2	402
JMD16-045	16	8	45	34.7	14.4	500	13	451	11.5	402
JMD16-050	16	8	50	31.2	16	500	14.4	451	12.8	402



Die Springs - JMD Medium Load

Codice	D Housing ø mm	d Rod ø mm	Lo Free length mm	R Rate N/mm	32% Deflection mm	Load N	28.80% Deflection mm	Load N	25.60% Deflection mm	Load N
JMD16-055	16	8	55	28.4	17.6	500	15.8	451	14.1	402
JMD16-060	16	8	60	26	19.2	500	17.3	451	15.4	402
JMD16-065	16	8	65	24	20.8	500	18.7	451	16.6	402
JMD16-070	16	8	70	22.3	22.4	500	20.2	451	17.9	402
JMD16-075	16	8	75	20.7	24	500	21.6	451	19.2	402
JMD16-080	16	8	80	19.5	25.6	500	23	451	20.5	402
JMD16-090	16	8	90	17.4	28.8	500	25.9	451	23	402
JMD16-100	16	8	100	15.6	32	500	28.8	451	25.6	402
JMD18-025	18	9	25	79.7	8	637	7.2	569	6.4	510
JMD18-030	18	9	30	66.4	9.6	637	8.6	569	7.7	510
JMD18-035	18	9	35	56.9	11.2	637	10.1	569	9	510
JMD18-040	18	9	40	49.7	12.8	637	11.5	569	10.2	510
JMD18-045	18	9	45	44.2	14.4	637	13	569	11.5	510
JMD18-050	18	9	50	39.8	16	637	14.4	569	12.8	510
JMD18-055	18	9	55	36.2	17.6	637	15.8	569	14.1	510
JMD18-060	18	9	60	33.2	19.2	637	17.3	569	15.4	510
JMD18-065	18	9	65	30.6	20.8	637	18.7	569	16.6	510
JMD18-070	18	9	70	28.4	22.4	637	20.2	569	17.9	510
JMD18-075	18	9	75	26.5	24	637	21.6	569	19.2	510
JMD18-080	18	9	80	24.8	25.6	637	23	569	20.5	510
JMD18-090	18	9	90	22.1	28.8	637	25.9	569	23	510
JMD18-100	18	9	100	19.8	32	637	28.8	569	25.6	510
JMD20-025	20	10	25	98.1	8	785	7.2	706	6.4	628
JMD20-030	20	10	30	81.7	9.6	785	8.6	706	7.7	628
JMD20-035	20	10	35	70	11.2	785	10.1	706	9	628
JMD20-040	20	10	40	61.3	12.8	785	11.5	706	10.2	628
JMD20-045	20	10	45	54.4	14.4	785	13	706	11.5	628
JMD20-050	20	10	50	49.1	16	785	14.4	706	12.8	628
JMD20-055	20	10	55	44.5	17.6	785	15.8	706	14.1	628
JMD20-060	20	10	60	40.8	19.2	785	17.3	706	15.4	628
JMD20-065	20	10	65	37.7	20.8	785	18.7	706	16.6	628
JMD20-070	20	10	70	35	22.4	785	20.2	706	17.9	628
JMD20-075	20	10	75	32.7	24	785	21.6	706	19.2	628
JMD20-080	20	10	80	30.6	25.6	785	23	706	20.5	628
JMD20-090	20	10	90	27.2	28.8	785	25.9	706	23	628
JMD20-100	20	10	100	24.5	32	785	28.8	706	25.6	628
JMD20-125	20	10	125	19.6	40	785	36	706	32	628
JMD20-150	20	10	150	16.4	48	785	43.2	706	38.4	628
JMD22-025	22	11	25	119	8	951	7.2	853	6.4	755
JMD22-030	22	11	30	99.1	9.6	951	8.6	853	7.7	755
JMD22-035	22	11	35	84.9	11.2	951	10.1	853	9	755
JMD22-040	22	11	40	74.3	12.8	951	11.5	853	10.2	755
JMD22-045	22	11	45	66.1	14.4	951	13	853	11.5	755
JMD22-050	22	11	50	59.4	16	951	14.4	853	12.8	755
JMD22-055	22	11	55	54	17.6	951	15.8	853	14.1	755



Die Springs - JMD Medium Load

Codice	D Housing ø mm	d Rod ø mm	Lo Free length mm	R Rate N/mm	32% Deflection mm	Load N	28.80% Deflection mm	Load N	25.60% Deflection mm	Load N
JMD22-060	22	11	60	49.5	19.2	951	17.3	853	15.4	755
JMD22-065	22	11	65	45.7	20.8	951	18.7	853	16.6	755
JMD22-070	22	11	70	42.5	22.4	951	20.2	853	17.9	755
JMD22-075	22	11	75	39.6	24	951	21.6	853	19.2	755
JMD22-080	22	11	80	37.1	25.6	951	23	853	20.5	755
JMD22-090	22	11	90	33	28.8	951	25.9	853	23	755
JMD22-100	22	11	100	29.7	32	951	28.8	853	25.6	755
JMD22-125	22	11	125	23.7	40	951	36	853	32	755
JMD22-150	22	11	150	19.7	48	951	43.2	853	38.4	755
JMD25-025	25	12.5	25	153.3	8	1226	7.2	1098	6.4	981
JMD25-030	25	12.5	30	127.7	9.6	1226	8.6	1098	7.7	981
JMD25-035	25	12.5	35	109.9	11.2	1226	10.1	1098	9	981
JMD25-040	25	12.5	40	95.7	12.8	1226	11.5	1098	10.2	981
JMD25-045	25	12.5	45	85.2	14.4	1226	13	1098	11.5	981
JMD25-050	25	12.5	50	76.6	16	1226	14.4	1098	12.8	981
JMD25-055	25	12.5	55	69.7	17.6	1226	15.8	1098	14.1	981
JMD25-060	25	12.5	60	63.9	19.2	1226	17.3	1098	15.4	981
JMD25-065	25	12.5	65	58.9	20.8	1226	18.7	1098	16.6	981
JMD25-070	25	12.5	70	54.7	22.4	1226	20.2	1098	17.9	981
JMD25-075	25	12.5	75	51.1	24	1226	21.6	1098	19.2	981
JMD25-080	25	12.5	80	47.9	25.6	1226	23	1098	20.5	981
JMD25-090	25	12.5	90	42.6	28.8	1226	25.9	1098	23	981
JMD25-100	25	12.5	100	38.3	32	1226	28.8	1098	25.6	981
JMD25-125	25	12.5	125	30.6	40	1226	36	1098	32	981
JMD25-150	25	12.5	150	25.5	48	1226	43.2	1098	38.4	981
JMD25-175	25	12.5	175	21.9	56	1226	50.4	1098	44.8	981
JMD27-025	27	13.5	25	179	8	1432	7.2	1285	6.4	1147
JMD27-030	27	13.5	30	149.1	9.6	1432	8.6	1285	7.7	1147
JMD27-035	27	13.5	35	127.9	11.2	1432	10.1	1285	9	1147
JMD27-040	27	13.5	40	111.8	12.8	1432	11.5	1285	10.2	1147
JMD27-045	27	13.5	45	99.5	14.4	1432	13	1285	11.5	1147
JMD27-050	27	13.5	50	89.5	16	1432	14.4	1285	12.8	1147
JMD27-055	27	13.5	55	81.4	17.6	1432	15.8	1285	14.1	1147
JMD27-060	27	13.5	60	74.6	19.2	1432	17.3	1285	15.4	1147
JMD27-065	27	13.5	65	68.7	20.8	1432	18.7	1285	16.6	1147
JMD27-070	27	13.5	70	63.9	22.4	1432	20.2	1285	17.9	1147
JMD27-075	27	13.5	75	59.6	24	1432	21.6	1285	19.2	1147
JMD27-080	27	13.5	80	55.9	25.6	1432	23	1285	20.5	1147
JMD27-090	27	13.5	90	49.6	28.8	1432	25.9	1285	23	1147
JMD27-100	27	13.5	100	44.7	32	1432	28.8	1285	25.6	1147
JMD27-125	27	13.5	125	35.8	40	1432	36	1285	32	1147
JMD27-150	27	13.5	150	29.8	48	1432	43.2	1285	38.4	1147
JMD27-175	27	13.5	175	25.6	56	1432	50.4	1285	44.8	1147
JMD30-025	30	15	25	220.7	8	1765	7.2	1579	6.4	1412
JMD30-030	30	15	30	183.9	9.6	1765	8.6	1579	7.7	1412



Die Springs - JMD Medium Load

Codice	D Housing ø mm	d Rod ø mm	Lo Free length mm	R Rate N/mm	32% Deflection mm	Load N	28.80% Deflection mm	Load N	25.60% Deflection mm	Load N
JMD30-035	30	15	35	157.9	11.2	1765	10.1	1579	9	1412
JMD30-040	30	15	40	137.9	12.8	1765	11.5	1579	10.2	1412
JMD30-045	30	15	45	122.6	14.4	1765	13	1579	11.5	1412
JMD30-050	30	15	50	110.4	16	1765	14.4	1579	12.8	1412
JMD30-055	30	15	55	100.4	17.6	1765	15.8	1579	14.1	1412
JMD30-060	30	15	60	91.9	19.2	1765	17.3	1579	15.4	1412
JMD30-065	30	15	65	84.9	20.8	1765	18.7	1579	16.6	1412
JMD30-070	30	15	70	78.8	22.4	1765	20.2	1579	17.9	1412
JMD30-075	30	15	75	73.6	24	1765	21.6	1579	19.2	1412
JMD30-080	30	15	80	69	25.6	1765	23	1579	20.5	1412
JMD30-090	30	15	90	61.3	28.8	1765	25.9	1579	23	1412
JMD30-100	30	15	100	55.1	32	1765	28.8	1579	25.6	1412
JMD30-125	30	15	125	44.1	40	1765	36	1579	32	1412
JMD30-150	30	15	150	36.8	48	1765	43.2	1579	38.4	1412
JMD30-175	30	15	175	31.5	56	1765	50.4	1579	44.8	1412
JMD30-200	30	15	200	27.6	64	1765	57.6	1579	51.2	1412
JMD35-040	35	17.5	40	187.8	12.8	2403	11.5	2157	10.2	1912
JMD35-045	35	17.5	45	166.9	14.4	2403	13	2157	11.5	1912
JMD35-050	35	17.5	50	150.2	16	2403	14.4	2157	12.8	1912
JMD35-055	35	17.5	55	136.6	17.6	2403	15.8	2157	14.1	1912
JMD35-060	35	17.5	60	125.2	19.2	2403	17.3	2157	15.4	1912
JMD35-065	35	17.5	65	115.5	20.8	2403	18.7	2157	16.6	1912
JMD35-070	35	17.5	70	107.2	22.4	2403	20.2	2157	17.9	1912
JMD35-075	35	17.5	75	100.1	24	2403	21.6	2157	19.2	1912
JMD35-080	35	17.5	80	93.9	25.6	2403	23	2157	20.5	1912
JMD35-090	35	17.5	90	83.4	28.8	2403	25.9	2157	23	1912
JMD35-100	35	17.5	100	75	32	2403	28.8	2157	25.6	1912
JMD35-125	35	17.5	125	60	40	2403	36	2157	32	1912
JMD35-150	35	17.5	150	50	48	2403	43.2	2157	38.4	1912
JMD35-175	35	17.5	175	42.9	56	2403	50.4	2157	44.8	1912
JMD35-200	35	17.5	200	37.5	64	2403	57.6	2157	51.2	1912
JMD40-040	40	20	40	245.4	12.8	3138	11.5	2824	10.2	2511
JMD40-050	40	20	50	196.2	16	3138	14.4	2824	12.8	2511
JMD40-060	40	20	60	162.8	19.2	3138	17.3	2824	15.4	2511
JMD40-070	40	20	70	140.1	22.4	3138	20.2	2824	17.9	2511
JMD40-080	40	20	80	122.6	25.6	3138	23	2824	20.5	2511
JMD40-090	40	20	90	109	28.8	3138	25.9	2824	23	2511
JMD40-100	40	20	100	98.1	32	3138	28.8	2824	25.6	2511
JMD40-125	40	20	125	78.5	40	3138	36	2824	32	2511
JMD40-150	40	20	150	65.3	48	3138	43.2	2824	38.4	2511
JMD40-175	40	20	175	56	56	3138	50.4	2824	44.8	2511
JMD40-200	40	20	200	49.1	64	3138	57.6	2824	51.2	2511
JMD40-250	40	20	250	39.2	80	3138	72	2824	64	2511
JMD50-050	50	25	50	306.6	16	4903	14.4	4413	12.8	3922
JMD50-060	50	25	60	255.5	19.2	4903	17.3	4413	15.4	3922



Die Springs - JMD Medium Load

Codice	D Housing ø mm	d Rod ø mm	Lo Free length mm	R Rate N/mm	32% Deflection mm	Load N	28.80% Deflection mm	Load N	25.60% Deflection mm	Load N
JMD50-070	50	25	70	219	22.4	4903	20.2	4413	17.9	3922
JMD50-080	50	25	80	191.6	25.6	4903	23	4413	20.5	3922
JMD50-090	50	25	90	170.3	28.8	4903	25.9	4413	23	3922
JMD50-100	50	25	100	153.2	32	4903	28.8	4413	25.6	3922
JMD50-125	50	25	125	122.6	40	4903	36	4413	32	3922
JMD50-150	50	25	150	102.1	48	4903	43.2	4413	38.4	3922
JMD50-175	50	25	175	87.5	56	4903	50.4	4413	44.8	3922
JMD50-200	50	25	200	76.6	64	4903	57.6	4413	51.2	3922
JMD50-250	50	25	250	61.3	80	4903	72	4413	64	3922
JMD50-300	50	25	300	51	96	4903	86.4	4413	76.8	3922
JMD60-060	60	30	60	366.9	19.2	7061	17.3	6355	15.4	5639
JMD60-070	60	30	70	314.9	22.4	7061	20.2	6355	17.9	5639
JMD60-080	60	30	80	275.9	25.6	7061	23	6355	20.5	5639
JMD60-090	60	30	90	245.2	28.8	7061	25.9	6355	23	5639
JMD60-100	60	30	100	220.7	32	7061	28.8	6355	25.6	5639
JMD60-125	60	30	125	176.6	40	7061	36	6355	32	5639
JMD60-150	60	30	150	147.2	48	7061	43.2	6355	38.4	5639
JMD60-175	60	30	175	126.1	56	7061	50.4	6355	44.8	5639
JMD60-200	60	30	200	110.4	64	7061	57.6	6355	51.2	5639
JMD60-250	60	30	250	88.3	80	7061	72	6355	64	5639
JMD60-300	60	30	300	73.6	96	7061	86.4	6355	76.8	5639



Die Springs - JHD Heavy Load

Codice	D Housing ø mm	d Rod ø mm	Lo Free length mm	R Rate N/mm	24% Deflection mm	Load N	21.60% Deflection mm	Load N	19.20% Deflection mm	Load N
JHD10-020	10	5	20	61.3	4.8	294	4.3	265	3.8	235
JHD10-025	10	5	25	49.1	6	294	5.4	265	4.8	235
JHD10-030	10	5	30	40.8	7.2	294	6.5	265	5.8	235
JHD10-035	10	5	35	35	8.4	294	7.6	265	6.7	235
JHD10-040	10	5	40	30.9	9.6	294	8.6	265	7.7	235
JHD10-045	10	5	45	27.2	10.8	294	9.7	265	8.6	235
JHD10-050	10	5	50	24.5	12	294	10.8	265	9.6	235
JHD10-055	10	5	55	22.3	13.2	294	11.9	265	10.6	235
JHD10-060	10	5	60	20.4	14.4	294	13	265	11.5	235
JHD10-065	10	5	65	18.8	15.6	294	14	265	12.5	235
JHD10-070	10	5	70	17.6	16.8	294	15.1	265	13.4	235
JHD10-075	10	5	75	16.4	18	294	16.2	265	14.4	235
JHD10-080	10	5	80	15.3	19.2	294	17.3	265	15.4	235
JHD12-020	12	6	20	87.3	4.8	422	4.3	373	3.8	333
JHD12-025	12	6	25	69.7	6	422	5.4	373	4.8	333
JHD12-030	12	6	30	58.6	7.2	422	6.5	373	5.8	333
JHD12-035	12	6	35	50.1	8.4	422	7.6	373	6.7	333
JHD12-040	12	6	40	43.9	9.6	422	8.6	373	7.7	333
JHD12-045	12	6	45	39	10.8	422	9.7	373	8.6	333
JHD12-050	12	6	50	35.1	12	422	10.8	373	9.6	333
JHD12-055	12	6	55	31.9	13.2	422	11.9	373	10.6	333
JHD12-060	12	6	60	29.2	14.4	422	13	373	11.5	333
JHD12-065	12	6	65	26.9	15.6	422	14	373	12.5	333
JHD12-070	12	6	70	24.9	16.8	422	15.1	373	13.4	333
JHD12-075	12	6	75	23.2	18	422	16.2	373	14.4	333
JHD12-080	12	6	80	21.7	19.2	422	17.3	373	15.4	333
JHD14-025	14	7	25	96.4	6	579	5.4	520	4.8	461
JHD14-030	14	7	30	80.3	7.2	579	6.5	520	5.8	461
JHD14-035	14	7	35	68.9	8.4	579	7.6	520	6.7	461
JHD14-040	14	7	40	60.2	9.6	579	8.6	520	7.7	461
JHD14-045	14	7	45	53.6	10.8	579	9.7	520	8.6	461
JHD14-050	14	7	50	48.2	12	579	10.8	520	9.6	461
JHD14-055	14	7	55	43.8	13.2	579	11.9	520	10.6	461
JHD14-060	14	7	60	40.1	14.4	579	13	520	11.5	461
JHD14-065	14	7	65	37.1	15.6	579	14	520	12.5	461
JHD14-070	14	7	70	34.4	16.8	579	15.1	520	13.4	461
JHD14-075	14	7	75	32.1	18	579	16.2	520	14.4	461
JHD14-080	14	7	80	30.1	19.2	579	17.3	520	15.4	461
JHD14-090	14	7	90	26.7	21.6	579	19.4	520	17.3	461
JHD16-025	16	8	25	125.9	6	755	5.4	677	4.8	608
JHD16-030	16	8	30	104.9	7.2	755	6.5	677	5.8	608
JHD16-035	16	8	35	89.9	8.4	755	7.6	677	6.7	608
JHD16-040	16	8	40	78.7	9.6	755	8.6	677	7.7	608
JHD16-045	16	8	45	69.8	10.8	755	9.7	677	8.6	608
JHD16-050	16	8	50	62.9	12	755	10.8	677	9.6	608



Die Springs - JHD Heavy Load

Codice	D Housing ø mm	d Rod ø mm	Lo Free length mm	R Rate N/mm	24% Deflection mm	Load N	21.60% Deflection mm	Load N	19.20% Deflection mm	Load N
JHD16-055	16	8	55	57.2	13.2	755	11.9	677	10.6	608
JHD16-060	16	8	60	52.4	14.4	755	13	677	11.5	608
JHD16-065	16	8	65	48.4	15.6	755	14	677	12.5	608
JHD16-070	16	8	70	44.9	16.8	755	15.1	677	13.4	608
JHD16-075	16	8	75	42	18	755	16.2	677	14.4	608
JHD16-080	16	8	80	39.3	19.2	755	17.3	677	15.4	608
JHD16-090	16	8	90	35	21.6	755	19.4	677	17.3	608
JHD16-100	16	8	100	31.5	24	755	21.6	677	19.2	608
JHD18-025	18	9	25	158.5	6	951	5.4	853	4.8	765
JHD18-030	18	9	30	132.1	7.2	951	6.5	853	5.8	765
JHD18-035	18	9	35	113.2	8.4	951	7.6	853	6.7	765
JHD18-040	18	9	40	99.1	9.6	951	8.6	853	7.7	765
JHD18-045	18	9	45	88.1	10.8	951	9.7	853	8.6	765
JHD18-050	18	9	50	79.3	12	951	10.8	853	9.6	765
JHD18-055	18	9	55	72	13.2	951	11.9	853	10.6	765
JHD18-060	18	9	60	66	14.4	951	13	853	11.5	765
JHD18-065	18	9	65	60.9	15.6	951	14	853	12.5	765
JHD18-070	18	9	70	56.6	16.8	951	15.1	853	13.4	765
JHD18-075	18	9	75	52.9	18	951	16.2	853	14.4	765
JHD18-080	18	9	80	49.5	19.2	951	17.3	853	15.4	765
JHD18-090	18	9	90	44.1	21.6	951	19.4	853	17.3	765
JHD18-100	18	9	100	39.6	24	951	21.6	853	19.2	765
JHD20-025	20	10	25	196.2	6	1177	5.4	1059	4.8	941
JHD20-030	20	10	30	163.4	7.2	1177	6.5	1059	5.8	941
JHD20-035	20	10	35	140.1	8.4	1177	7.6	1059	6.7	941
JHD20-040	20	10	40	122.6	9.6	1177	8.6	1059	7.7	941
JHD20-045	20	10	45	109	10.8	1177	9.7	1059	8.6	941
JHD20-050	20	10	50	98.1	12	1177	10.8	1059	9.6	941
JHD20-055	20	10	55	89.2	13.2	1177	11.9	1059	10.6	941
JHD20-060	20	10	60	81.7	14.4	1177	13	1059	11.5	941
JHD20-065	20	10	65	75.4	15.6	1177	14	1059	12.5	941
JHD20-070	20	10	70	70	16.8	1177	15.1	1059	13.4	941
JHD20-075	20	10	75	65.4	18	1177	16.2	1059	14.4	941
JHD20-080	20	10	80	61.3	19.2	1177	17.3	1059	15.4	941
JHD20-090	20	10	90	54.4	21.6	1177	19.4	1059	17.3	941
JHD20-100	20	10	100	49.1	24	1177	21.6	1059	19.2	941
JHD20-125	20	10	125	39.2	30	1177	27	1059	24	941
JHD20-150	20	10	150	32.7	36	1177	32.4	1059	28.8	941
JHD22-025	22	11	25	237	6	1422	5.4	1275	4.8	1138
JHD22-030	22	11	30	197.5	7.2	1422	6.5	1275	5.8	1138
JHD22-035	22	11	35	169.7	8.4	1422	7.6	1275	6.7	1138
JHD22-040	22	11	40	148.1	9.6	1422	8.6	1275	7.7	1138
JHD22-045	22	11	45	131.5	10.8	1422	9.7	1275	8.6	1138
JHD22-050	22	11	50	118.5	12	1422	10.8	1275	9.6	1138
JHD22-055	22	11	55	107.3	13.2	1422	11.9	1275	10.6	1138



Die Springs - JHD Heavy Load

Codice	D Housing ø mm	d Rod ø mm	Lo Free length mm	R Rate N/mm	24% Deflection mm	Load N	21.60% Deflection mm	Load N	19.20% Deflection mm	Load N
JHD22-060	22	11	60	98.7	14.4	1422	13	1275	11.5	1138
JHD22-065	22	11	65	91	15.6	1422	14	1275	12.5	1138
JHD22-070	22	11	70	84.7	16.8	1422	15.1	1275	13.4	1138
JHD22-075	22	11	75	78.9	18	1422	16.2	1275	14.4	1138
JHD22-080	22	11	80	74.1	19.2	1422	17.3	1275	15.4	1138
JHD22-090	22	11	90	65.8	21.6	1422	19.4	1275	17.3	1138
JHD22-100	22	11	100	59.3	24	1422	21.6	1275	19.2	1138
JHD22-125	22	11	125	47.4	30	1422	27	1275	24	1138
JHD22-150	22	11	150	39.4	36	1422	32.4	1275	28.8	1138
JHD25-025	25	12.5	25	306.1	6	1834	5.4	1657	4.8	1471
JHD25-030	25	12.5	30	254.8	7.2	1834	6.5	1657	5.8	1471
JHD25-035	25	12.5	35	219.5	8.4	1834	7.6	1657	6.7	1471
JHD25-040	25	12.5	40	191	9.6	1834	8.6	1657	7.7	1471
JHD25-045	25	12.5	45	170.7	10.8	1834	9.7	1657	8.6	1471
JHD25-050	25	12.5	50	152.8	12	1834	10.8	1657	9.6	1471
JHD25-055	25	12.5	55	139.3	13.2	1834	11.9	1657	10.6	1471
JHD25-060	25	12.5	60	127.3	14.4	1834	13	1657	11.5	1471
JHD25-065	25	12.5	65	117.7	15.6	1834	14	1657	12.5	1471
JHD25-070	25	12.5	70	109.2	16.8	1834	15.1	1657	13.4	1471
JHD25-075	25	12.5	75	102	18	1834	16.2	1657	14.4	1471
JHD25-080	25	12.5	80	95.5	19.2	1834	17.3	1657	15.4	1471
JHD25-090	25	12.5	90	84.9	21.6	1834	19.4	1657	17.3	1471
JHD25-100	25	12.5	100	76.4	24	1834	21.6	1657	19.2	1471
JHD25-125	25	12.5	125	61.1	30	1834	27	1657	24	1471
JHD25-150	25	12.5	150	51	36	1834	32.4	1657	28.8	1471
JHD25-175	25	12.5	175	43.8	42	1834	37.8	1657	33.6	1471
JHD27-025	27	13.5	25	357.1	6	2148	5.4	1932	4.8	1716
JHD27-030	27	13.5	30	298.3	7.2	2148	6.5	1932	5.8	1716
JHD27-035	27	13.5	35	257	8.4	2148	7.6	1932	6.7	1716
JHD27-040	27	13.5	40	223.8	9.6	2148	8.6	1932	7.7	1716
JHD27-045	27	13.5	45	199.1	10.8	2148	9.7	1932	8.6	1716
JHD27-050	27	13.5	50	179	12	2148	10.8	1932	9.6	1716
JHD27-055	27	13.5	55	161.9	13.2	2148	11.9	1932	10.6	1716
JHD27-060	27	13.5	60	149.1	14.4	2148	13	1932	11.5	1716
JHD27-065	27	13.5	65	137.3	15.6	2148	14	1932	12.5	1716
JHD27-070	27	13.5	70	127.8	16.8	2148	15.1	1932	13.4	1716
JHD27-075	27	13.5	75	118.7	18	2148	16.2	1932	14.4	1716
JHD27-080	27	13.5	80	111.8	19.2	2148	17.3	1932	15.4	1716
JHD27-090	27	13.5	90	99.4	21.6	2148	19.4	1932	17.3	1716
JHD27-100	27	13.5	100	89.5	24	2148	21.6	1932	19.2	1716
JHD27-125	27	13.5	125	71.6	30	2148	27	1932	24	1716
JHD27-150	27	13.5	150	59.6	36	2148	32.4	1932	28.8	1716
JHD27-175	27	13.5	175	51.1	42	2148	37.8	1932	33.6	1716
JHD30-025	30	15	25	441.4	6	2648	5.4	2380	4.8	2118
JHD30-030	30	15	30	367.9	7.2	2648	6.5	2380	5.8	2118



Die Springs - JHD Heavy Load

Codice	D Housing ø mm	d Rod ø mm	Lo Free length mm	R Rate N/mm	24% Deflection mm	Load N	21.60% Deflection mm	Load N	19.20% Deflection mm	Load N
JHD30-035	30	15	35	316.5	8.4	2648	7.6	2380	6.7	2118
JHD30-040	30	15	40	275.9	9.6	2648	8.6	2380	7.7	2118
JHD30-045	30	15	45	245.2	10.8	2648	9.7	2380	8.6	2118
JHD30-050	30	15	50	220.7	12	2648	10.8	2380	9.6	2118
JHD30-055	30	15	55	200.1	13.2	2648	11.9	2380	10.6	2118
JHD30-060	30	15	60	183.9	14.4	2648	13	2380	11.5	2118
JHD30-065	30	15	65	169.7	15.6	2648	14	2380	12.5	2118
JHD30-070	30	15	70	157.6	16.8	2648	15.1	2380	13.4	2118
JHD30-075	30	15	75	147.2	18	2648	16.2	2380	14.4	2118
JHD30-080	30	15	80	137.9	19.2	2648	17.3	2380	15.4	2118
JHD30-090	30	15	90	122.6	21.6	2648	19.4	2380	17.3	2118
JHD30-100	30	15	100	110.4	24	2648	21.6	2380	19.2	2118
JHD30-125	30	15	125	88.3	30	2648	27	2380	24	2118
JHD30-150	30	15	150	73.6	36	2648	32.4	2380	28.8	2118
JHD30-175	30	15	175	63	42	2648	37.8	2380	33.6	2118
JHD30-200	30	15	200	55.1	48	2648	43.2	2380	38.4	2118
JHD35-040	35	17.5	40	374.9	9.6	3599	8.6	3236	7.7	2873
JHD35-045	35	17.5	45	333.3	10.8	3599	9.7	3236	8.6	2873
JHD35-050	35	17.5	50	300	12	3599	10.8	3236	9.6	2873
JHD35-055	35	17.5	55	272.7	13.2	3599	11.9	3236	10.6	2873
JHD35-060	35	17.5	60	250	14.4	3599	13	3236	11.5	2873
JHD35-065	35	17.5	65	230.8	15.6	3599	14	3236	12.5	2873
JHD35-070	35	17.5	70	214.3	16.8	3599	15.1	3236	13.4	2873
JHD35-075	35	17.5	75	200	18	3599	16.2	3236	14.4	2873
JHD35-080	35	17.5	80	187.5	19.2	3599	17.3	3236	15.4	2873
JHD35-090	35	17.5	90	166.7	21.6	3599	19.4	3236	17.3	2873
JHD35-100	35	17.5	100	150	24	3599	21.6	3236	19.2	2873
JHD35-125	35	17.5	125	120	30	3599	27	3236	24	2873
JHD35-150	35	17.5	150	100	36	3599	32.4	3236	28.8	2873
JHD35-175	35	17.5	175	85.6	42	3599	37.8	3236	33.6	2873
JHD35-200	35	17.5	200	74.9	48	3599	43.2	3236	38.4	2873
JHD40-040	40	20	40	490.5	9.6	4707	8.6	4236	7.7	3766
JHD40-050	40	20	50	392.4	12	4707	10.8	4236	9.6	3766
JHD40-060	40	20	60	327	14.4	4707	13	4236	11.5	3766
JHD40-070	40	20	70	280.3	16.8	4707	15.1	4236	13.4	3766
JHD40-080	40	20	80	245.2	19.2	4707	17.3	4236	15.4	3766
JHD40-090	40	20	90	218	21.6	4707	19.4	4236	17.3	3766
JHD40-100	40	20	100	196.2	24	4707	21.6	4236	19.2	3766
JHD40-125	40	20	125	157	30	4707	27	4236	24	3766
JHD40-150	40	20	150	130.8	36	4707	32.4	4236	28.8	3766
JHD40-175	40	20	175	112	42	4707	37.8	4236	33.6	3766
JHD40-200	40	20	200	98.1	48	4707	43.2	4236	38.4	3766
JHD40-250	40	20	250	78.5	60	4707	54	4236	48	3766
JHD50-050	50	25	50	613.1	12	7355	10.8	6620	9.6	5884
JHD50-060	50	25	60	510.9	14.4	7355	13	6620	11.5	5884



Die Springs - JHD Heavy Load

Codice	D Housing ø mm	d Rod ø mm	Lo Free length mm	R Rate N/mm	24% Deflection mm	Load N	21.60% Deflection mm	Load N	19.20% Deflection mm	Load N
JHD50-070	50	25	70	437.9	16.8	7355	15.1	6620	13.4	5884
JHD50-080	50	25	80	383.2	19.2	7355	17.3	6620	15.4	5884
JHD50-090	50	25	90	340.6	21.6	7355	19.4	6620	17.3	5884
JHD50-100	50	25	100	306.6	24	7355	21.6	6620	19.2	5884
JHD50-125	50	25	125	245.2	30	7355	27	6620	24	5884
JHD50-150	50	25	150	204.3	36	7355	32.4	6620	28.8	5884
JHD50-175	50	25	175	175.1	42	7355	37.8	6620	33.6	5884
JHD50-200	50	25	200	153.2	48	7355	43.2	6620	38.4	5884
JHD50-250	50	25	250	122.6	60	7355	54	6620	48	5884
JHD50-300	50	25	300	102.1	72	7355	64.8	6620	57.6	5884
JHD60-060	60	30	60	735.8	14.4	10591	13	9542	11.5	8473
JHD60-070	60	30	70	630.6	16.8	10591	15.1	9542	13.4	8473
JHD60-080	60	30	80	551.8	19.2	10591	17.3	9542	15.4	8473
JHD60-090	60	30	90	490.5	21.6	10591	19.4	9542	17.3	8473
JHD60-100	60	30	100	441.4	24	10591	21.6	9542	19.2	8473
JHD60-125	60	30	125	353.2	30	10591	27	9542	24	8473
JHD60-150	60	30	150	294.3	36	10591	32.4	9542	28.8	8473
JHD60-175	60	30	175	252.2	42	10591	37.8	9542	33.6	8473
JHD60-200	60	30	200	220.7	48	10591	43.2	9542	38.4	8473
JHD60-250	60	30	250	176.6	60	10591	54	9542	48	8473
JHD60-300	60	30	300	147.2	72	10591	64.8	9542	57.6	8473



Die Springs - JEH Extra Heavy Load

Codice	D Housing ø mm	d Rod ø mm	Lo Free length mm	R Rate N/mm	20% Deflection mm	Load N	18% Deflection mm	Load N	16% Deflection mm	Load N
JEH10-020	10	5	20	110.4	4	441	3.6	402	3.2	353
JEH10-025	10	5	25	88.3	5	441	4.5	402	4	353
JEH10-030	10	5	30	73.6	6	441	5.4	402	4.8	353
JEH10-035	10	5	35	63.1	7	441	6.3	402	5.6	353
JEH10-040	10	5	40	55.2	8	441	7.2	402	6.4	353
JEH10-045	10	5	45	49.1	9	441	8.1	402	7.2	353
JEH10-050	10	5	50	44.1	10	441	9	402	8	353
JEH10-055	10	5	55	40.1	11	441	9.9	402	8.8	353
JEH10-060	10	5	60	36.8	12	441	10.8	402	9.6	353
JEH10-065	10	5	65	34	13	441	11.7	402	10.4	353
JEH10-070	10	5	70	31.5	14	441	12.6	402	11.2	353
JEH10-075	10	5	75	29.4	15	441	13.5	402	12	353
JEH10-080	10	5	80	27.7	16	441	14.4	402	12.8	353
JEH12-020	12	6	20	142.2	4	569	3.6	510	3.2	451
JEH12-025	12	6	25	113.8	5	569	4.5	510	4	451
JEH12-030	12	6	30	94.9	6	569	5.4	510	4.8	451
JEH12-035	12	6	35	81.3	7	569	6.3	510	5.6	451
JEH12-040	12	6	40	71.1	8	569	7.2	510	6.4	451
JEH12-045	12	6	45	63.2	9	569	8.1	510	7.2	451
JEH12-050	12	6	50	56.9	10	569	9	510	8	451
JEH12-055	12	6	55	51.7	11	569	9.9	510	8.8	451
JEH12-060	12	6	60	47.4	12	569	10.8	510	9.6	451
JEH12-065	12	6	65	43.6	13	569	11.7	510	10.4	451
JEH12-070	12	6	70	40.5	14	569	12.6	510	11.2	451
JEH12-075	12	6	75	37.8	15	569	13.5	510	12	451
JEH12-080	12	6	80	35.4	16	569	14.4	510	12.8	451
JEH14-025	14	7	25	147.2	5	736	4.5	667	4	588
JEH14-030	14	7	30	122.6	6	736	5.4	667	4.8	588
JEH14-035	14	7	35	105.2	7	736	6.3	667	5.6	588
JEH14-040	14	7	40	92	8	736	7.2	667	6.4	588
JEH14-045	14	7	45	81.8	9	736	8.1	667	7.2	588
JEH14-050	14	7	50	73.6	10	736	9	667	8	588
JEH14-055	14	7	55	66.9	11	736	9.9	667	8.8	588
JEH14-060	14	7	60	61.3	12	736	10.8	667	9.6	588
JEH14-065	14	7	65	56.6	13	736	11.7	667	10.4	588
JEH14-070	14	7	70	52.6	14	736	12.6	667	11.2	588
JEH14-075	14	7	75	49.1	15	736	13.5	667	12	588
JEH14-080	14	7	80	46	16	736	14.4	667	12.8	588
JEH14-090	14	7	90	40.9	18	736	16.2	667	14.4	588
JEH16-025	16	8	25	196.2	5	981	4.5	883	4	785
JEH16-030	16	8	30	163.5	6	981	5.4	883	4.8	785
JEH16-035	16	8	35	140.2	7	981	6.3	883	5.6	785
JEH16-040	16	8	40	122.6	8	981	7.2	883	6.4	785
JEH16-045	16	8	45	109	9	981	8.1	883	7.2	785
JEH16-050	16	8	50	98.1	10	981	9	883	8	785



Die Springs - JEH Extra Heavy Load

Codice	D Housing ø mm	d Rod ø mm	Lo Free length mm	R Rate N/mm	20% Deflection mm	Load N	18% Deflection mm	Load N	16% Deflection mm	Load N
JEH16-055	16	8	55	89.2	11	981	9.9	883	8.8	785
JEH16-060	16	8	60	81.8	12	981	10.8	883	9.6	785
JEH16-065	16	8	65	75.4	13	981	11.7	883	10.4	785
JEH16-070	16	8	70	70	14	981	12.6	883	11.2	785
JEH16-075	16	8	75	65.4	15	981	13.5	883	12	785
JEH16-080	16	8	80	61.3	16	981	14.4	883	12.8	785
JEH16-090	16	8	90	54.5	18	981	16.2	883	14.4	785
JEH16-100	16	8	100	49.1	20	981	18	883	16	785
JEH18-025	18	9	25	245.2	5	1226	4.5	1108	4	981
JEH18-030	18	9	30	204.4	6	1226	5.4	1108	4.8	981
JEH18-035	18	9	35	175.2	7	1226	6.3	1108	5.6	981
JEH18-040	18	9	40	153.3	8	1226	7.2	1108	6.4	981
JEH18-045	18	9	45	136.3	9	1226	8.1	1108	7.2	981
JEH18-050	18	9	50	122.6	10	1226	9	1108	8	981
JEH18-055	18	9	55	111.5	11	1226	9.9	1108	8.8	981
JEH18-060	18	9	60	102.2	12	1226	10.8	1108	9.6	981
JEH18-065	18	9	65	94.4	13	1226	11.7	1108	10.4	981
JEH18-070	18	9	70	87.6	14	1226	12.6	1108	11.2	981
JEH18-075	18	9	75	81.8	15	1226	13.5	1108	12	981
JEH18-080	18	9	80	76.7	16	1226	14.4	1108	12.8	981
JEH18-090	18	9	90	68.2	18	1226	16.2	1108	14.4	981
JEH18-100	18	9	100	61.4	20	1226	18	1108	16	981
JEH20-025	20	10	25	313.9	5	1569	4.5	1412	4	1255
JEH20-030	20	10	30	261.6	6	1569	5.4	1412	4.8	1255
JEH20-035	20	10	35	224.3	7	1569	6.3	1412	5.6	1255
JEH20-040	20	10	40	196.2	8	1569	7.2	1412	6.4	1255
JEH20-045	20	10	45	174.4	9	1569	8.1	1412	7.2	1255
JEH20-050	20	10	50	157	10	1569	9	1412	8	1255
JEH20-055	20	10	55	142.7	11	1569	9.9	1412	8.8	1255
JEH20-060	20	10	60	130.8	12	1569	10.8	1412	9.6	1255
JEH20-065	20	10	65	120.8	13	1569	11.7	1412	10.4	1255
JEH20-070	20	10	70	112.1	14	1569	12.6	1412	11.2	1255
JEH20-075	20	10	75	104.7	15	1569	13.5	1412	12	1255
JEH20-080	20	10	80	98.1	16	1569	14.4	1412	12.8	1255
JEH20-090	20	10	90	87.2	18	1569	16.2	1412	14.4	1255
JEH20-100	20	10	100	78.5	20	1569	18	1412	16	1255
JEH20-125	20	10	125	62.8	25	1569	22.5	1412	20	1255
JEH20-150	20	10	150	52.3	30	1569	27	1412	24	1255
JEH22-025	22	11	25	382.6	5	1912	4.5	1726	4	1530
JEH22-030	22	11	30	318.8	6	1912	5.4	1726	4.8	1530
JEH22-035	22	11	35	273.3	7	1912	6.3	1726	5.6	1530
JEH22-040	22	11	40	239.2	8	1912	7.2	1726	6.4	1530
JEH22-045	22	11	45	212.6	9	1912	8.1	1726	7.2	1530
JEH22-050	22	11	50	191.3	10	1912	9	1726	8	1530
JEH22-055	22	11	55	173.9	11	1912	9.9	1726	8.8	1530



Die Springs - JEH Extra Heavy Load

Codice	D Housing ø mm	d Rod ø mm	Lo Free length mm	R Rate N/mm	20% Deflection mm	Load N	18% Deflection mm	Load N	16% Deflection mm	Load N
JEH22-060	22	11	60	159.4	12	1912	10.8	1726	9.6	1530
JEH22-065	22	11	65	147.2	13	1912	11.7	1726	10.4	1530
JEH22-070	22	11	70	136.7	14	1912	12.6	1726	11.2	1530
JEH22-075	22	11	75	127.5	15	1912	13.5	1726	12	1530
JEH22-080	22	11	80	119.6	16	1912	14.4	1726	12.8	1530
JEH22-090	22	11	90	106.2	18	1912	16.2	1726	14.4	1530
JEH22-100	22	11	100	95.6	20	1912	18	1726	16	1530
JEH22-125	22	11	125	76.5	25	1912	22.5	1726	20	1530
JEH22-150	22	11	150	63.8	30	1912	27	1726	24	1530
JEH25-025	25	12.5	25	480.7	5	2402	4.5	2167	4	1922
JEH25-030	25	12.5	30	400.2	6	2402	5.4	2167	4.8	1922
JEH25-035	25	12.5	35	343.4	7	2402	6.3	2167	5.6	1922
JEH25-040	25	12.5	40	300.2	8	2402	7.2	2167	6.4	1922
JEH25-045	25	12.5	45	266.8	9	2402	8.1	2167	7.2	1922
JEH25-050	25	12.5	50	240.3	10	2402	9	2167	8	1922
JEH25-055	25	12.5	55	218.8	11	2402	9.9	2167	8.8	1922
JEH25-060	25	12.5	60	200.1	12	2402	10.8	2167	9.6	1922
JEH25-065	25	12.5	65	184.4	13	2402	11.7	2167	10.4	1922
JEH25-070	25	12.5	70	171.7	14	2402	12.6	2167	11.2	1922
JEH25-075	25	12.5	75	159.9	15	2402	13.5	2167	12	1922
JEH25-080	25	12.5	80	150.1	16	2402	14.4	2167	12.8	1922
JEH25-090	25	12.5	90	133.4	18	2402	16.2	2167	14.4	1922
JEH25-100	25	12.5	100	120.7	20	2402	18	2167	16	1922
JEH25-125	25	12.5	125	96.1	25	2402	22.5	2167	20	1922
JEH25-150	25	12.5	150	80.1	30	2402	27	2167	24	1922
JEH25-175	25	12.5	175	68.7	35	2402	31.5	2167	28	1922
JEH27-025	27	13.5	25	569	5	2844	4.5	2560	4	2275
JEH27-030	27	13.5	30	474.1	6	2844	5.4	2560	4.8	2275
JEH27-035	27	13.5	35	406.4	7	2844	6.3	2560	5.6	2275
JEH27-040	27	13.5	40	355.6	8	2844	7.2	2560	6.4	2275
JEH27-045	27	13.5	45	316.1	9	2844	8.1	2560	7.2	2275
JEH27-050	27	13.5	50	284.5	10	2844	9	2560	8	2275
JEH27-055	27	13.5	55	258.6	11	2844	9.9	2560	8.8	2275
JEH27-060	27	13.5	60	237.1	12	2844	10.8	2560	9.6	2275
JEH27-065	27	13.5	65	218.9	13	2844	11.7	2560	10.4	2275
JEH27-070	27	13.5	70	203.2	14	2844	12.6	2560	11.2	2275
JEH27-075	27	13.5	75	189.6	15	2844	13.5	2560	12	2275
JEH27-080	27	13.5	80	177.9	16	2844	14.4	2560	12.8	2275
JEH27-090	27	13.5	90	158	18	2844	16.2	2560	14.4	2275
JEH27-100	27	13.5	100	142.2	20	2844	18	2560	16	2275
JEH27-125	27	13.5	125	113.8	25	2844	22.5	2560	20	2275
JEH27-150	27	13.5	150	94.9	30	2844	27	2560	24	2275
JEH27-175	27	13.5	175	81.2	35	2844	31.5	2560	28	2275
JEH30-025	30	15	25	706.3	5	3530	4.5	3177	4	2824
JEH30-030	30	15	30	588.6	6	3530	5.4	3177	4.8	2824



Die Springs - JEH Extra Heavy Load

Codice	D Housing ø mm	d Rod ø mm	Lo Free length mm	R Rate N/mm	20% Deflection mm	Load N	18% Deflection mm	Load N	16% Deflection mm	Load N
JEH30-035	30	15	35	504.5	7	3530	6.3	3177	5.6	2824
JEH30-040	30	15	40	441.4	8	3530	7.2	3177	6.4	2824
JEH30-045	30	15	45	392.4	9	3530	8.1	3177	7.2	2824
JEH30-050	30	15	50	353.2	10	3530	9	3177	8	2824
JEH30-055	30	15	55	321	11	3530	9.9	3177	8.8	2824
JEH30-060	30	15	60	294.3	12	3530	10.8	3177	9.6	2824
JEH30-065	30	15	65	271.6	13	3530	11.7	3177	10.4	2824
JEH30-070	30	15	70	252.2	14	3530	12.6	3177	11.2	2824
JEH30-075	30	15	75	235.4	15	3530	13.5	3177	12	2824
JEH30-080	30	15	80	220.7	16	3530	14.4	3177	12.8	2824
JEH30-090	30	15	90	196.2	18	3530	16.2	3177	14.4	2824
JEH30-100	30	15	100	176.6	20	3530	18	3177	16	2824
JEH30-125	30	15	125	141.3	25	3530	22.5	3177	20	2824
JEH30-150	30	15	150	117.7	30	3530	27	3177	24	2824
JEH30-175	30	15	175	100.8	35	3530	31.5	3177	28	2824
JEH30-200	30	15	200	88.3	40	3530	36	3177	32	2824
JEH35-040	35	17.5	40	600.9	8	4805	7.2	4324	6.4	3844
JEH35-045	35	17.5	45	534.1	9	4805	8.1	4324	7.2	3844
JEH35-050	35	17.5	50	480.7	10	4805	9	4324	8	3844
JEH35-055	35	17.5	55	436.9	11	4805	9.9	4324	8.8	3844
JEH35-060	35	17.5	60	400.5	12	4805	10.8	4324	9.6	3844
JEH35-065	35	17.5	65	369.7	13	4805	11.7	4324	10.4	3844
JEH35-070	35	17.5	70	343.4	14	4805	12.6	4324	11.2	3844
JEH35-075	35	17.5	75	320.5	15	4805	13.5	4324	12	3844
JEH35-080	35	17.5	80	300.4	16	4805	14.4	4324	12.8	3844
JEH35-090	35	17.5	90	267	18	4805	16.2	4324	14.4	3844
JEH35-100	35	17.5	100	240.3	20	4805	18	4324	16	3844
JEH35-125	35	17.5	125	192.3	25	4805	22.5	4324	20	3844
JEH35-150	35	17.5	150	160.2	30	4805	27	4324	24	3844
JEH35-175	35	17.5	175	137.3	35	4805	31.5	4324	28	3844
JEH35-200	35	17.5	200	120.2	40	4805	36	4324	32	3844
JEH40-040	40	20	40	784.8	8	6276	7.2	5649	6.4	5021
JEH40-050	40	20	50	627.8	10	6276	9	5649	8	5021
JEH40-060	40	20	60	523.2	12	6276	10.8	5649	9.6	5021
JEH40-070	40	20	70	448.4	14	6276	12.6	5649	11.2	5021
JEH40-080	40	20	80	392.4	16	6276	14.4	5649	12.8	5021
JEH40-090	40	20	90	348.7	18	6276	16.2	5649	14.4	5021
JEH40-100	40	20	100	313.9	20	6276	18	5649	16	5021
JEH40-125	40	20	125	251.1	25	6276	22.5	5649	20	5021
JEH40-150	40	20	150	209.2	30	6276	27	5649	24	5021
JEH40-175	40	20	175	179.3	35	6276	31.5	5649	28	5021
JEH40-200	40	20	200	157	40	6276	36	5649	32	5021
JEH40-250	40	20	250	125.6	50	6276	45	5649	40	5021
JEH50-050	50	25	50	981	10	9807	9	8826	8	7845
JEH50-060	50	25	60	817.5	12	9807	10.8	8826	9.6	7845



Die Springs - JEH Extra Heavy Load

Codice	D Housing ø mm	d Rod ø mm	Lo Free length mm	R Rate N/mm	20% Deflection mm	Load N	18% Deflection mm	Load N	16% Deflection mm	Load N
JEH50-070	50	25	70	700.6	14	9807	12.6	8826	11.2	7845
JEH50-080	50	25	80	613.1	16	9807	14.4	8826	12.8	7845
JEH50-090	50	25	90	544.9	18	9807	16.2	8826	14.4	7845
JEH50-100	50	25	100	490.5	20	9807	18	8826	16	7845
JEH50-125	50	25	125	392.4	25	9807	22.5	8826	20	7845
JEH50-150	50	25	150	327	30	9807	27	8826	24	7845
JEH50-175	50	25	175	280.3	35	9807	31.5	8826	28	7845
JEH50-200	50	25	200	245.2	40	9807	36	8826	32	7845
JEH50-250	50	25	250	196.2	50	9807	45	8826	40	7845
JEH50-300	50	25	300	163.4	60	9807	54	8826	48	7845
JEH60-060	60	30	60	1177.2	12	14122	10.8	12709	9.6	11297
JEH60-070	60	30	70	1009.1	14	14122	12.6	12709	11.2	11297
JEH60-080	60	30	80	882.9	16	14122	14.4	12709	12.8	11297
JEH60-090	60	30	90	784.8	18	14122	16.2	12709	14.4	11297
JEH60-100	60	30	100	706.3	20	14122	18	12709	16	11297
JEH60-125	60	30	125	565.1	25	14122	22.5	12709	20	11297
JEH60-150	60	30	150	470.9	30	14122	27	12709	24	11297
JEH60-175	60	30	175	403.6	35	14122	31.5	12709	28	11297
JEH60-200	60	30	200	353.2	40	14122	36	12709	32	11297
JEH60-250	60	30	250	282.5	50	14122	45	12709	40	11297
JEH60-300	60	30	300	235.4	60	14122	54	12709	48	11297